

## CARATTERISTICHE TECNICHE

TECHNICAL FEATURES. CARACTERISTIQUES TECHNIQUES. TECHNISCHE EIGENSCHAFTEN

### LASTRE

SLABS. DALLES. PLATTEN

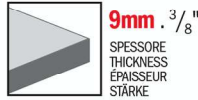
### SPESSORE

THICKNESS. ÉPAISSEUR. DICKE

#### SQUADRATO

SQUARED  
 PARFAITMENT RECTIFIÉ  
 ABSOLUT RECHTWINKLIG

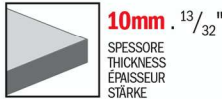
120x60 - 48"x24"  
 LEVIGATO - PRELEVIGATO - STRUTTURATO  
 60x60 - 24"x24"  
 LEVIGATO - PRELEVIGATO - STRUTTURATO  
 60x30 - 24"x12"  
 LEVIGATO - PRELEVIGATO - STRUTTURATO



#### SQUADRATO

SQUARED  
 PARFAITMENT RECTIFIÉ  
 ABSOLUT RECHTWINKLIG


120x60 - 48"x24"  
 BUGNATO  
 60x60 - 24"x24"  
 BUGNATO  
 90x45 - 36"x18"  
 HONED, PRELEVIGATO, SLATE  
 45x45 - 18"x18"  
 HONED, LEVIGATO, PRELEVIGATO



#### SQUADRATO

SQUARED  
 PARFAITMENT RECTIFIÉ  
 ABSOLUT RECHTWINKLIG

120x60 - 48"x24"  
 HONED, LEVIGATO, PRELEVIGATO, SHINE, SLATE, A SPACCO, A SPACCO B  
 60x60 - 24"x24"  
 HONED, LEVIGATO, LUCIDATO, NATURALE, PRELEVIGATO, SHINE, A SPACCO, A SPACCO B  
 60x30 - 24"x12"  
 HONED, LUCIDATO, NATURALE, SHINE, SLATE, STRUTTURATO, A SPACCO, A SPACCO B  
 30x30 - 12"x12"  
 SLATE, STRUTTURATO



### ACTIVE

#### SHINE

##### LEVIGATO LUCIDATO

POLISHED BRIGHT  
 LUSTRÉ POLIE  
 GESCHLIFFEN POLIER

#### HONED

**PRELEVIGATO**  
 PRE-POLISHED  
 PRÉPOLIE  
 VORGESCHLIFFEN

**R9**

#### NATURALE

MAT  
 MAT  
 MATT

**R9**

#### BURATTATO

TUMBLED  
 BOSSELE  
 GETROMMELT

**R10**  
 A+B

#### SLATE

**R10**  
 A+B

#### SLATE

**R11**  
 A+B  
 (PARANA)

#### A SPACCO

SPLITTED

**R10**  
 A+B

#### A SPACCO (B)

SPLITTED

**R11**  
 A+B+C

#### BOCCIARDATO

FLAMED  
 BOUCHARDÉ  
 STRUKTURIERT

**R11**  
 A+B+C

#### STRUTTURATO

STRUCTURED  
 STRUCTURÉ  
 STRUKTURLERT

**R11**  
 A+B+C

#### GRAFFIATO

BRUSHED  
 GRIFFÉ  
 RELIEFFIERT

**R11**  
 A+B+C

#### BUGNATO

WAFFLE PATTERN  
 BOSSAGES  
 BOSSENWERK

**R11**  
 A+B+C